



M.S.R.A. Official Grading List

Effective: 5th March 2016



Position		No.	Name	Pts.	Race Wins					App.	Avg.	Min. Grade	
Old	New				Finals	SFs	QFs	Heats	GNs				
M.S.R.A. MIDLAND CHAMPION - GOLD ROOF													
5	8	85	Martin Hulcoop	576	1	4	3	22	9	28	20.57	B	
M.S.R.A. POINTS CHAMPION - SILVER ROOF													
3	6	260	Nigel Shaw	596	-	-	4	23	13	32	18.63	B	
SUPERSTAR GRADE - RED ROOF													
1	1	122	David Granaghan Jnr	686	2	7	9	26	9	31	22.13	B	
2	2	488	Elliott Shaw	642	-	3	5	27	5	32	20.06	B	
STAR GRADE - RED ROOF													
4	3	464	Chris Radley	623	3	7	6	25	6	27	23.07	B	
7	4	53	Matt Trasler	616	-	1	4	23	11	28	22.00	B	
6	5	259	Aaron Tressler	614	-	3	5	20	7	32	19.19	B	
11	7	555	Richard Sleeman	580	2	8	5	25	8	32	18.13	Y*	
10	9	17	Aaron Talbot	542	2	6	3	24	7	27	20.07	Y	
9	10	107	Evan Foster	542	1	2	3	19	6	32	16.94	B	
'A' GRADE - BLUE ROOF (unless otherwise shown)													
8	11	203	Sharon Welsh	497	-	1	1	18	8	28	17.75	Y**	
12	12	33	Mark Welsh	463	1	-	3	18	3	28	16.54	B	
14	13	8	Jack Ratcliffe	430	-	-	5	9	5	30	14.33	Y	
13	14	228	Paul Taylor	414	-	1	2	9	3	30	13.80	Y**	
20	15	154	Jack Reynolds	407	3	6	3	8	6	30	13.57	W	
17	16	142	Rob Porter	405	-	1	2	9	3	28	14.46	Y	
15	17	22	Johnathon Walmsley	398	1	2	3	11	1	21	18.95	Y	
16	18	391	Kelly Foster	395	-	2	1	14	4	32	12.34	Y	
18	19	64	Barrie Gregory	351	2	2	4	14	5	20	17.55	B	
22	20	643	Oliver Holmes	332	1	3	3	12	5	26	12.77	W	
'B' GRADE - YELLOW ROOF (unless otherwise shown)													
19	21	137	Craig Taylor	RED	299	2	3	3	8	6	13	23.00	B CBDG
21	22	37	Callum Blundred	BLUE	276	1	2	2	7	3	16	17.25	Y CBDG
23	23	170	Phil Foster		255	1	1	-	4	8	27	9.44	W
24	24	306	Stefanie Woodward		241	-	-	-	-	6	28	8.61	W
25	25	515	Karl Beresford	BLUE	219	2	1	6	3	2	13	16.85	B CBDG
26	26	84	Dan Trasler	BLUE	206	3	1	1	8	1	13	15.85	Y CBDG
44	27	184	James Wilford	BLUE	183	2	3	4	6	4	12	15.25	W
28	28	318	Chris Woodward		178	-	-	-	4	5	19	9.37	W
27	29	436	Andy Holmes		174	-	1	-	1	3	26	6.69	W
29	30	7	Madison Tressler		164	-	-	-	4	3	18	9.11	W
41	31	291	Daniel Squire		146	-	-	2	2	2	11	13.27	W
34	32	800	Steve Talbot		145	-	-	-	2	4	13	11.15	Y**
'C' GRADE - WHITE ROOF (unless otherwise shown)													
31	33	740	Kevin Nicholls	YELLOW	141	-	1	1	3	1	13	10.85	Y** CBDG
30	34	42	Geoff Radley	YELLOW	140	-	-	-	3	3	14	10.00	Y CBDG
35	35	3	Michael Horsley-Welsh		136	-	-	1	4	7	12	11.33	W
32	36	247	James Sleeman-Whitmore		115	-	-	-	3	2	18	6.39	W
33	37	77	Steve Rixon	YELLOW	105	-	-	-	2	3	9	11.67	W CBDG
37	38	97	Bailey Beresford		102	-	-	1	2	1	10	10.20	W
40	39	100	Jason Blundred		101	-	-	-	1	1	12	8.42	W
38	40	335	Jake Woodhull	BLUE	98	1	2	1	3	1	6	16.33	W CBDG
36	41	258	Rob Harrad	BLUE	98	-	-	-	3	-	10	9.80	B CBDG
54	42	511	Steve Harris		94	-	-	-	2	5	14	6.71	W
39	43	886	Pete Randall	RED	92	-	1	-	2	1	5	18.40	B CBDG
46	44	207	Tony Wilford		88	-	-	-	-	-	12	7.33	W
47	45	422	Dean Tressler	YELLOW	81	-	-	-	4	-	13	6.23	Y*
43	46	55	Jan Sleeman		78	-	-	-	-	1	15	5.20	W
48	47	175	Julie Trasler		76	-	-	-	-	2	17	4.47	W
42	48	472	Gareth Evans	BLUE	72	-	-	-	4	-	4	18.00	W CBDG
45	49	35	Mark Woodhull	YELLOW	68	-	-	1	3	2	5	13.60	Y CBDG
50	50	166	Rebecca Taylor		57	-	-	-	-	1	5	11.40	W
52	51	415	Andy Woodward	YELLOW	56	-	-	-	-	-	8	7.00	Y CBDG
56	52	29	Gracie Squire		55	-	-	-	1	-	10	5.50	W
49	53	150	Kyran Beresford		44	-	-	-	-	1	5	8.80	W
58	54	225	Nerys Lane		41	-	-	-	-	-	14	2.93	W
55	55	47	Sam Nicholls		33	-	-	-	1	1	4	8.25	W
51	56	25	Rob Duffy	BLUE	33	-	-	-	1	-	4	8.25	B CBDG
53	57	2	Sarah Taylor	BLUE	32	-	-	1	1	-	4	8.00	Y
57	58	568	Michelle Sleeman		22	-	-	-	-	-	3	7.33	W
66	59	211	Yazmin Taylor-Beck		21	-	-	-	-	-	4	5.25	W
61	60	304	Steve Cooke		21	-	-	-	-	-	6	3.50	W
59	61	390	Wayne Allen		18	-	-	-	-	-	3	6.00	W
60	62	73	Daniel Blundred		17	-	-	-	-	-	2	8.50	W
67	63	261	Andy Hankin		14	-	-	-	-	-	3	4.67	W
62	64	501	Mike Stead		8	-	-	-	-	-	2	4.00	W
63	65	192	Max Harding		8	-	-	-	-	-	3	2.67	W
65	66	212	Harvey Taylor-Beck		8	-	-	-	-	-	4	2.00	W
64	67	62	Nicole Allen		7	-	-	-	-	-	1	7.00	W
69	68	237	Ben Wells		5	-	-	-	-	-	7	0.71	W
68	69	191	Richard Harding		0	-	-	-	-	-	1	0.00	W
-	70	173	Rob Cowley		0	-	-	-	-	-	1	0.00	W

Position		No.	Name	Pts.
Old	New			
1	1	306	Stefanie Woodward	122
2	2	260	Nigel Shaw	115
4	3	203	Sharon Welsh	99
3	4	107	Evan Foster	93
7	5	259	Aaron Tressler	91
6	6	8	Jack Ratcliffe	91
9	7	488	Elliott Shaw	90
5	8	555	Richard Sleeman	88
10	9	228	Paul Taylor	88
11	10	33	Mark Welsh	87
8	11	142	Rob Porter	86
13	12	170	Phil Foster	84
19	13	318	Chris Woodward	75
18	14	64	Barrie Gregory	72
23	15	464	Chris Radley	68
21	16	391	Kelly Foster	68
24	17	85	Martin Hulcoop	66
12	18	154	Jack Reynolds	66
14	19	436	Andy Holmes	66
16	20	53	Matt Trasler	63
25	21	122	David Granaghan Jnr	61
17	22	17	Aaron Talbot	61
22	23	643	Oliver Holmes	58
20	24	42	Geoff Radley	55
15	25	247	James Sleeman-Whitmore	55
29	26	7	Madison Tressler	53
45	27	511	Steve Harris	51
30	28	3	Michael Horsley-Welsh	50
28	29	22	Johnathon Walmsley	50
26	30	55	Jan Sleeman	48
32	31	175	Julie Trasler	47
42	32	800	Steve Talbot	44
31	33	740	Kevin Nicholls	44
27	34	77	Steve Rixon	38
34	35	37	Callum Blundred	36
39	36	184	James Wilford	33
40	37	137	Craig Taylor	32
35	38	100	Jason Blundred	32
33	39	291	Daniel Squire	31
43	40	84	Dan Trasler	31
36	41	97	Bailey Beresford	30
41	42	35	Mark Woodhull	25
37	43	258	Rob Harrad	24
52	44	225	Nerys Lane	24
38	45	150	Kyran Beresford	23
56	46	415	Andy Woodward	21
50	47	29	Gracie Squire	21
46	48	207	Tony Wilford	21
58	49	422	Dean Tressler	20
44	50	515	Karl Beresford	18
48	51	886	Pete Randall	18
55	52	166	Rebecca Taylor	16
47	53	47	Sam Nicholls	14
57	54	304	Steve Cooke	13
53	55	335	Jake Woodhull	12
49	56	472	Gareth Evans	12
51	57	568	Michelle Sleeman	11
63	58	211	Yazmin Taylor-Beck	11
54	59	390	Wayne Allen	10
-	60	261	Andy Hankin	8
59	61	192	Max Harding	6
60	62	62	Nicole Allen	5
61	63	212	Harvey Taylor-Beck	5
64	64	2	Sarah Taylor	5
62	65	25	Rob Duffy	3
65	66	501	Mike Stead	2
66	67	73	Daniel Blundred	0
67	68	191	Richard Harding	0
68	69	237	Ben Wells	0
-	70	173	Rob Cowley	0



M.S.R.A. Grand National Championship

Pos.	No.	Name	Total
1	154	Jack Reynolds	52
2	643	Oliver Holmes	44
3	184	James Wilford	42
4	291	Daniel Squire	42
5	107	Evan Foster	37
6	464	Chris Radley	34
7	53	Matt Trasler	34
8	122	David Granaghan Jnr	30
9	142	Rob Porter	28
10	8	Jack Ratcliffe	28
11	488	Elliott Shaw	26
12	391	Kelly Foster	26
13	22	Johnathon Walmsley	25
14	259	Aaron Tressler	23
15	33	Mark Welsh	22
16	37	Callum Blundred	22
17	85	Martin Hulcoop	21
18	260	Nigel Shaw	19
19	555	Richard Sleeman	17
20	203	Sharon Welsh	15
21	511	Steve Harris	14
22	207	Tony Wilford	14
23	84	Dan Trasler	13
24	318	Chris Woodward	13
25	17	Aaron Talbot	12
26	64	Barrie Gregory	9
27	100	Jason Blundred	7
28	306	Stefanie Woodward	6
29	29	Gracie Squire	6
30	7	Madison Tressler	5
31	247	James Sleeman-Whitmore	4
32	228	Paul Taylor	3
33	170	Phil Foster	3
34	800	Steve Talbot	3
35	415	Andy Woodward	3
36	436	Andy Holmes	3
37	740	Kevin Nicholls	2
38	175	Julie Trasler	2
39	422	Dean Tressler	0
40	225	Nerys Lane	0
41	237	Ben Wells	0



M.S.R.A. Grand Prix Points Championship (After Round 2)


2015/2016 SEASON - "MEETING FINALS"													
Promotion	Line-Up						Result						
	Lane 1	Lane 2	Lane 3	Lane 4	Lane 5	Lane 6	1st	2nd	3rd	4th	5th	6th	
Speedy AWT	184	391	8	555	122	1	555	8	122	184	1	-	
JMR Promotions	154	643	142	555	259	122	555	142	643	259	122	-	
BOC (1)	184	291	154	515	555	17	184	555	17	-	-	-	
BOC (1)	154	22	17	259	53	488	154	17	259	22	53	488	
Speedy AWT	154	142	555	53	464	488	154	464	142	53	488	555	
Speedy AWT	291	154	643	107	53	464	154	107	643	464	53	-	
BOC (3)	184	291	154	643	555	259	184	154	291	-	-	-	

BOC (1) = Amethyst Track BOC (3) = Speedy AWT Track

2015/2016 SEASON - "MEETING BY MEETING ANALYSIS"						
Promotion	Meeting Final		Top Pts. Scorers		Attendance Figures	White Top Winner
	Winner	Lane	Driver	Points		
Speedy AWT	555	4	555	40	38	511
JMR Promotions	555	4	555	31	32	261
BOC (1)	184	1	184	32	57	237
BOC (1)	154	1	259	31	37	211
Speedy AWT	154	1	464	29	33	G371
Speedy AWT	154	2	107	32	38	29
BOC (3)	184	1	184	32	40	29

BOC (1) = Amethyst Track BOC (3) = Speedy AWT Track


Pos.	No.	Name	Pts.
1	154	Jack Reynolds	161
2	555	Richard Sleeman	161
3	53	Matt Trasler	150
4	259	Aaron Tressler	144
5	464	Chris Radley	137
6	122	David Granaghan Jnr	133
7	488	Elliott Shaw	126
8	17	Aaron Talbot	123
9	184	James Wilford	121
10	142	Rob Porter	118



Top Points Scorers Of The Month

(Grading)


Pos.	No.	Name	Pts.
1	511	Steve Harris	34
2	260	Nigel Shaw	30
3	306	Stefanie Woodward	28
4	170	Phil Foster	26
5	318	Chris Woodward	26
6	800	Steve Talbot	24
7	64	Barrie Gregory	23
8	85	Martin Hulcoop	22
9	464	Chris Radley	22
10	203	Sharon Welsh	21



Top Points Scorers Of The Month


(GNs)

Pos.	No.	Name	Wins
1	122	David Granaghan Jnr	53
2	555	Richard Sleeman	48
3	464	Chris Radley	47
4	17	Aaron Talbot	42
5	260	Nigel Shaw	40
6	488	Elliott Shaw	40
7	85	Martin Hulcoop	39
8	53	Matt Trasler	39
9	259	Aaron Tressler	35
10	107	Evan Foster	31



Most Race Wins

Pos.	No.	Name	App.
1	122	David Granaghan Jnr	14
2	464	Chris Radley	12
3	53	Matt Trasler	12
4	85	Martin Hulcoop	11
5	259	Aaron Tressler	11
6	555	Richard Sleeman	11
7	17	Aaron Talbot	10
8	488	Elliott Shaw	9
9	154	Jack Reynolds	9
10	107	Evan Foster	8



Most Final Appearances